

INTERNAL QUALITY ASSURANCE CELL

Government Arts College (Autonomous), Salem -636007

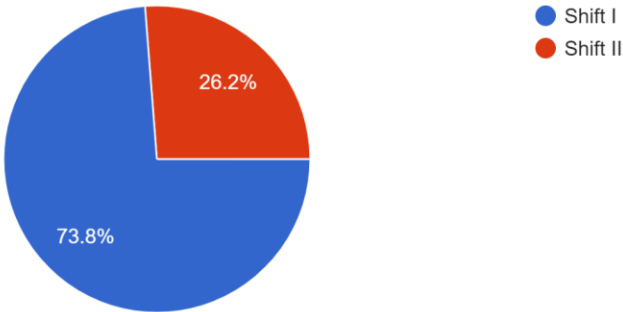
STUDENTS FEEDBACK SURVEY (2021- 2022)

Government Arts College (Autonomous), Salem -636007 is highly committed to provide quality education to the students who are mainly from rural background. Educating the students with this background creates many challenges and we are committed to face these challenges in an effective manner. To ensure continuous improvement, the requirements of the students have to be carefully identified for which we use the mechanism of obtaining the feedback. This survey is done every academic year with a sample of around 1726 students.

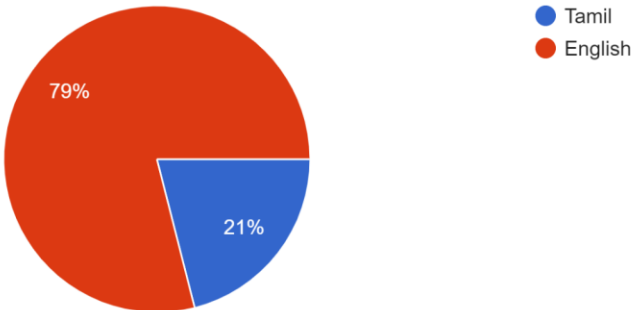
The IQAC of this college took the lead in conducting the Student Feedback Survey on-line in April 2022 with the assistance of Academic staff. The survey results were electronically tabulated and printed by IQAC for analysis and for continual improvement to processes and systems. The analysis was compiled into a survey report which was submitted to the principal for the implementation of recommended improvement actions. Survey report was made available to students after approval and it is uploaded in the college web portal.

Since the Student Feedback Survey was done online using Google forms this digitised process is Green and Automatic as per the Green policy of the institution. The online mode of data collection ensures speedy acquisition of information and also prompt analysis. This sample survey is done with a sample of 1726 students from both shifts and it will be extended to the process of Complete Enumeration in future. The consolidated analysis and the findings are given as diagrams as follows.

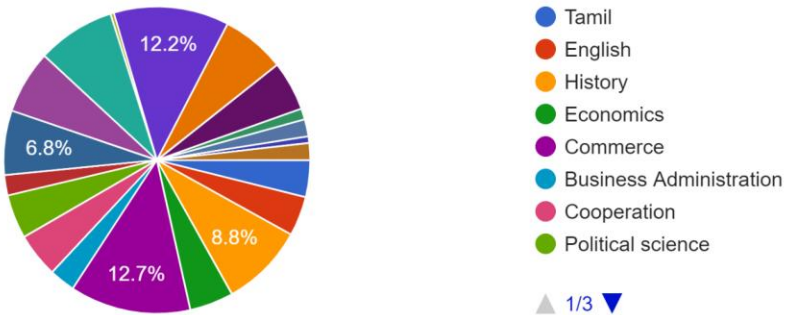
SHIFT
1,726 responses



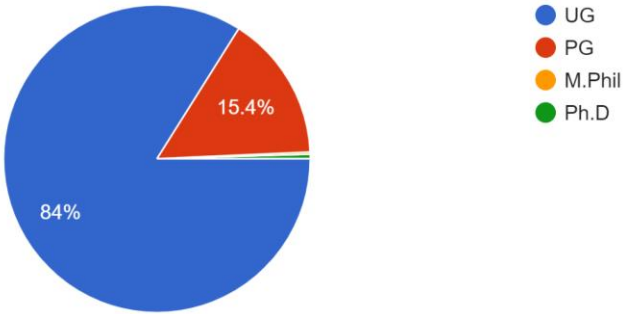
Medium
1,726 responses



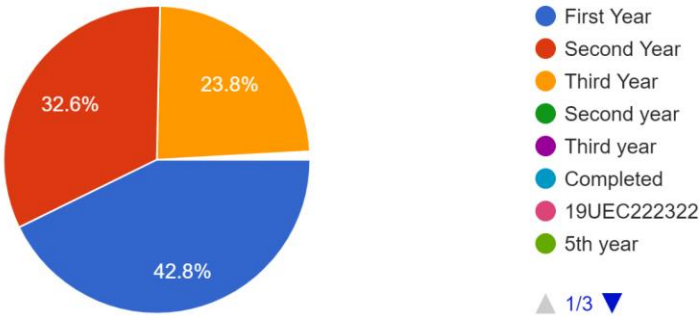
Branch of Study
1,726 responses



UG/PG/M.Phil/Ph.D
1,726 responses

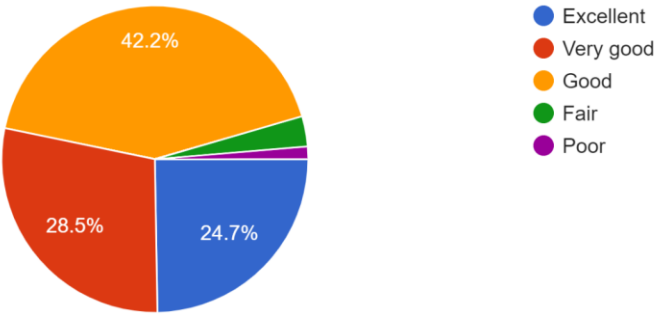


Year of Study
1,726 responses



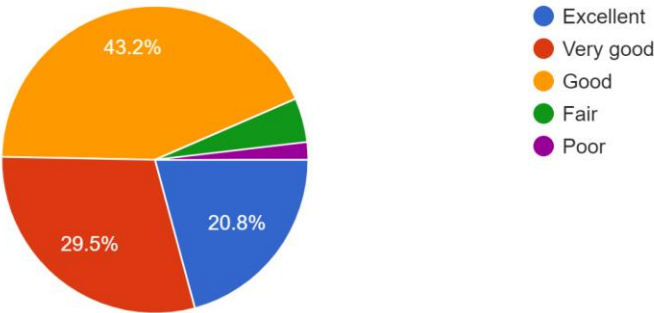
1 How do you rate the syllabus of the course that you have gone through in relation to the expected teaching-learning process?

1,726 responses



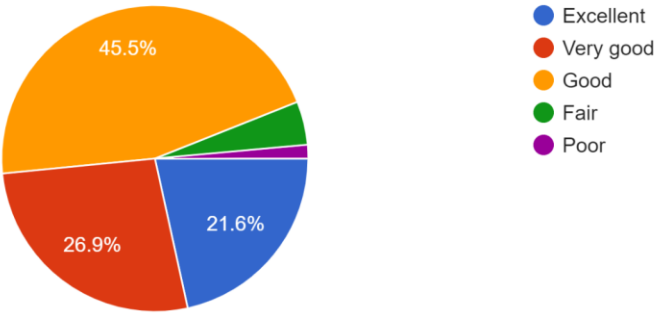
2 How do you rate the allocation of credits and hours to the courses?

1,726 responses



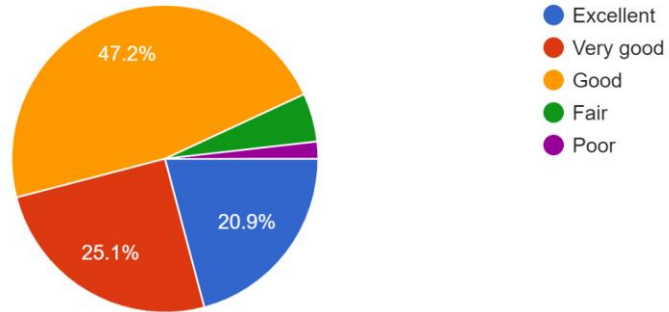
3 How do you qualify the relevance of syllabus of each course to the recent trends and developments?

1,726 responses



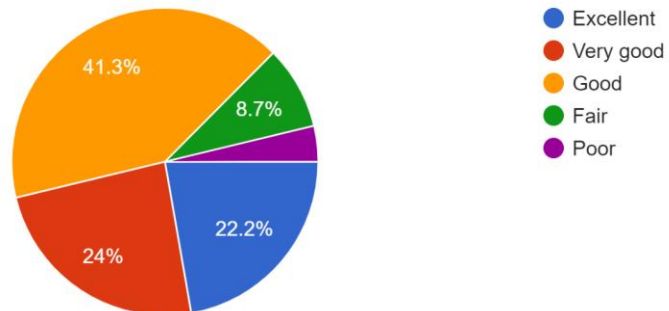
4 How do you assess the various papers in terms of their relevance to the specialization streams?

1,726 responses



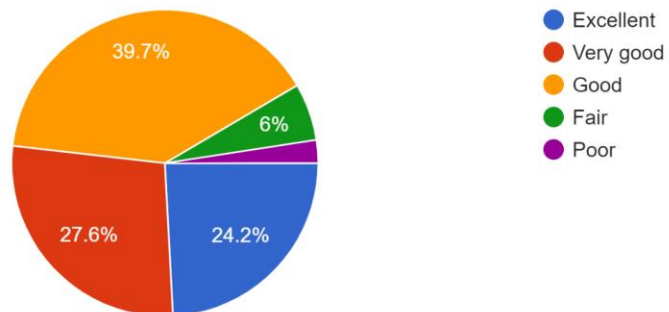
5 The entire syllabus was covered in the class

1,726 responses



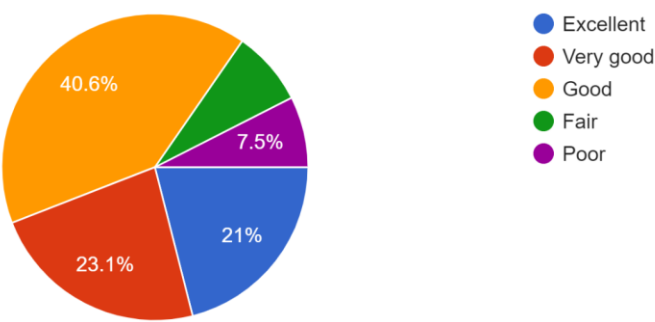
6 The teachers illustrate the concepts through examples and applications.

1,726 responses



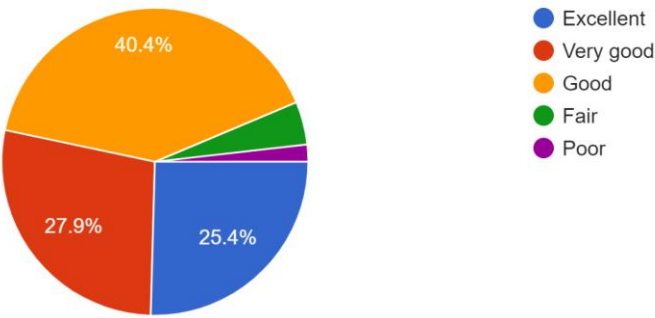
7 Your observation on the usage of ICT tools such as LCD projector, Multimedia, etc. by the teachers while teaching.

1,726 responses



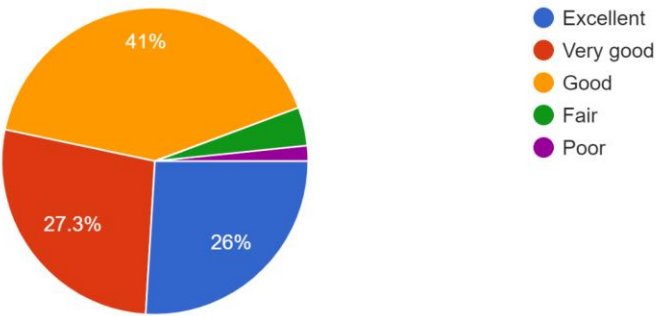
8 The level of preparedness of teachers for the classes

1,726 responses



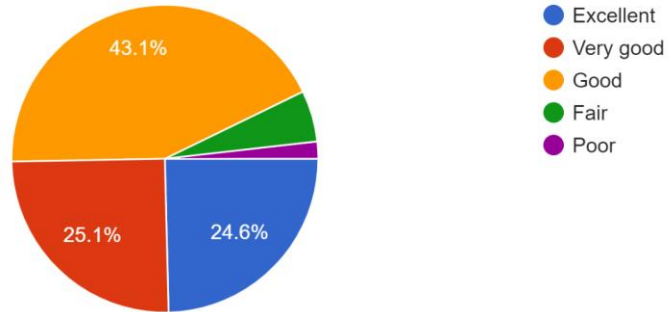
9 How well were the teachers able to communicate?

1,726 responses



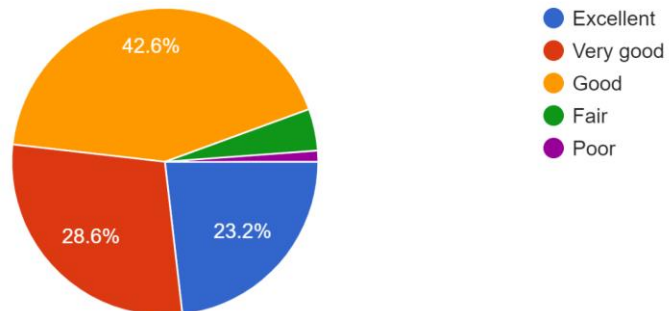
10 Fairness of the internal evaluation process by the teachers.

1,726 responses



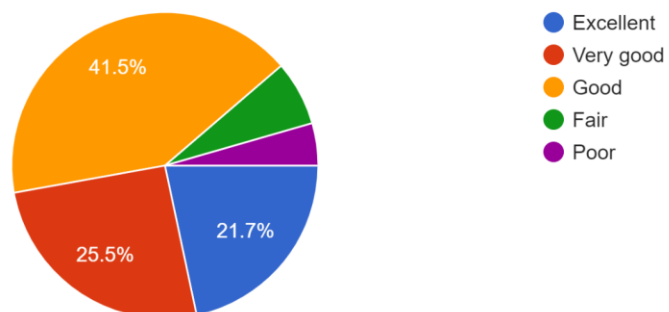
11 Your view on the discussion of outcome of your assignments with you?

1,726 responses

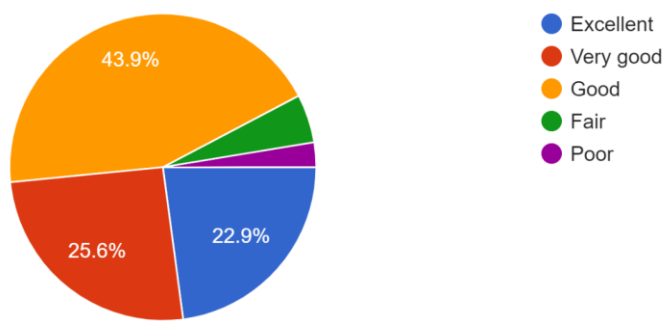


12 The institute takes active interest in promoting internship, student exchange, field visit opportunities for students.

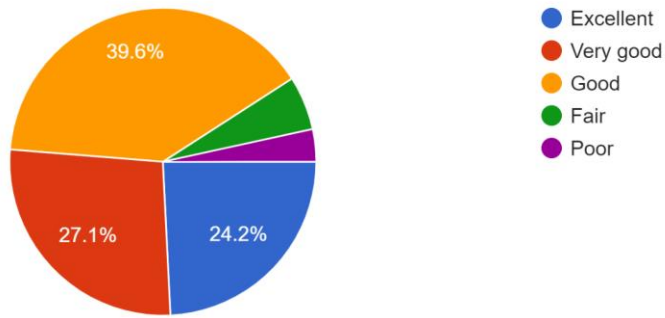
1,726 responses



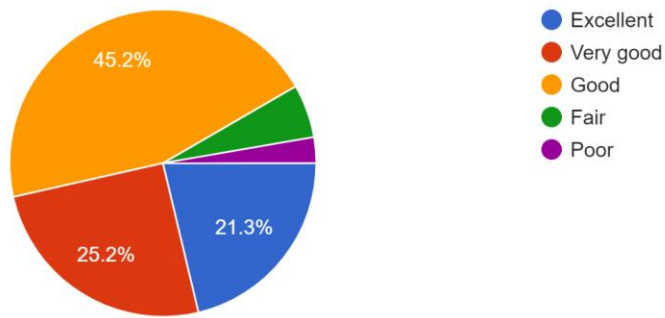
13 The teaching and mentoring process in your institution facilitates you in cognitive, social and emotional growth.
1,726 responses



14 college has motivated enough you to participate in cocurricular and extra curricular activities
1,726 responses

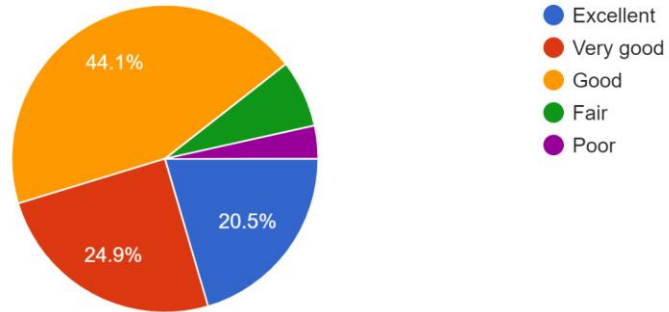


15 How do you rate the services offered by the office
1,726 responses



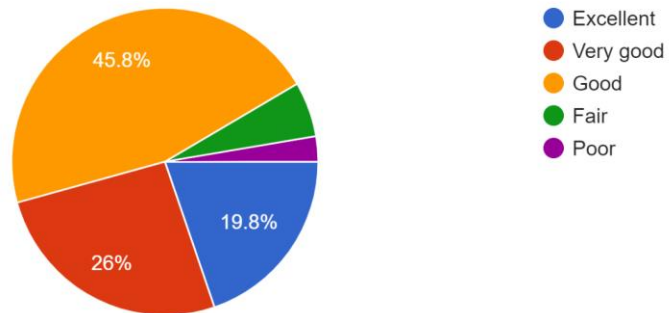
16 How do you rate the infrastructure provided by the office

1,726 responses



17 Rate the experience with the SWAYAM

1,726 responses



FINDINGS AND CONCLUSION

STUDENTS FEEDBACK SURVEY ANALYSIS REPORT (2021- 2022)

The feedback process is effectively used as a mechanism to identify the following:

1. The effectiveness of key areas should be retained and enhanced.
2. The opportunities for continuous improvement.

These generally revealed that students were highly satisfied with their study experiences in this prestigious sesquicentennial institution of Tamil Nadu.

STRENGTHS OF THE INSTITUTION

- Around 95% of the students agree that the syllabus coverage and teaching - learning process is very excellent. Around 5% of the respondents agree that the process is fair to the poor.
- More than 94% agree that allocation of credits and hours to the course. Around 6% agree that the allocation is fair and poor.
- More than 94% agree that the course syllabus is relevant to recent trends & developments. Around 6% agree that the process is fair to the poor.
- More than 93% of the students agree with the various papers in terms of their relevance to the specialization streams. Around 7% agree that the process is fair to the poor.
- 88% of the students agree that the entire syllabus was covered in the class. Around 12% agree that the process is fair to the poor.
- Around 92% of the students agree that the syllabus coverage is very excellent.
- More than 92% of the respondents agree that the teachers communicate effectively, illustrate concepts through examples and applications.
- More than 85% of the teachers use ICT enabled methods of teaching like multimedia, web based learning and e-resources for teaching.
- Around 94% and 93% of the students felt effective communication and unbiased internal evaluation of teachers.

- More than 89 % given to the extent of opportunities for outdoor learning like internships, student exchanges, field visits and projects.
- 92% students appreciate the mentoring system prevailing in the institution for their cognitive social and emotional growth.

OPPORTUNITIES FOR IMPROVEMENT

The following are the thrust areas of improvement as revealed by the feedback. Even though the percentage of students who say that some areas require improvement is very less (around 10%), we perceive this as potential areas for continuous improvement.

- Though 94% percent of students are happy with the mentoring process, 6% have neutral opinions that the process requires improvement.
- Though 85% of the students are satisfied with the usage of modern teaching methods, 15% have a neutral opinion of the students who feel that more ICT-enabled methods should be used.
- 89% of the students appreciate the opportunities provided to them in terms of internship, student exchanges, field visits and projects, 11% feel that more opportunities for outdoor learning should be provided.

From this exclusive survey, around 94 % of the students responded that they were highly satisfied with the services rendered by the institution. With the implementation of the improvement actions identified in this survey, we will be expecting better results in the next Academic year 2022-2023.