

## INTERNAL QUALITY ASSURANCE CELL

Government Arts College (Autonomous), Salem -636007

### Alumni Feedback Report 2023-2024

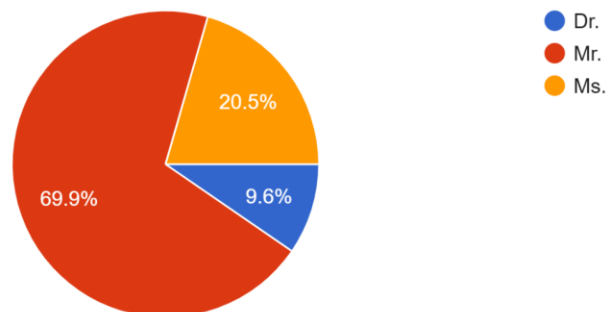
Government Arts College (Autonomous), Salem -636007 is highly committed to provide quality working to the students who are mainly from rural background. The Alumni with this background create many challenges and we are committed to face these challenges in an effective manner. To ensure continuous improvement, the requirements of the Alumni have to be carefully identified for which we use the mechanism of obtaining the feedback. This survey is done every academic year with a sample of around 73 alumni.

The IQAC of this college took the lead in conducting the Alumni Feedback on-line in August 2024. The Feedback results were electronically tabulated and printed by IQAC for analysis and for continual improvement to processes and systems. The analysis was compiled into a survey report which was submitted to the Principal for review and approval prior to implementation of recommended improvement actions. Survey report was made available to Alumni after approval and it is uploaded in the college web portal.

The Alumni survey was done online through using Google forms. Hence this digitalized process is Green and Automatic. The online mode of data collection ensures speedy acquisition of information and also prompt analysis. This sample survey which is done with a sample of 73 alumni, will be extended to the process of Complete Enumeration in future. The consolidated analysis and the findings are given as diagrams as follows.

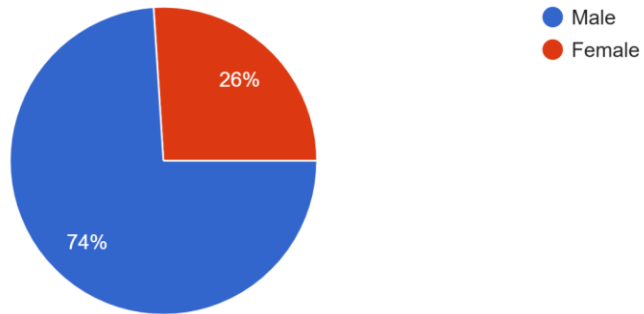
#### Salutation

73 responses



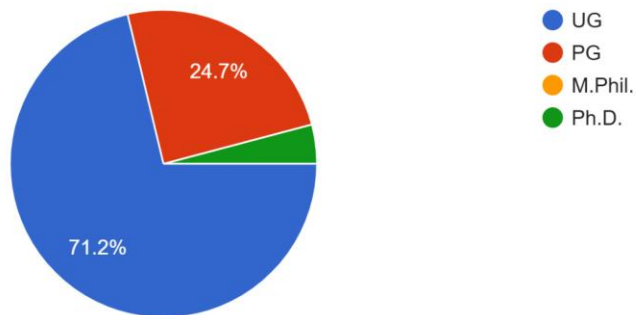
### Gender

73 responses



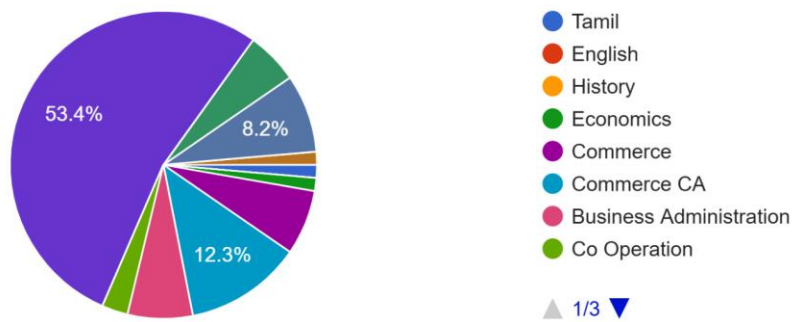
### Select the Degree Course Last Studied

73 responses



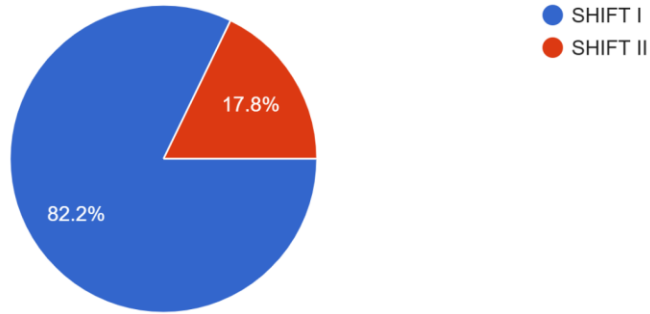
### Select the Department where you last studied

73 responses



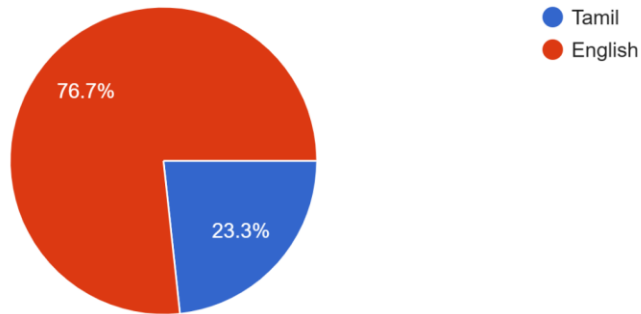
### Shift

73 responses



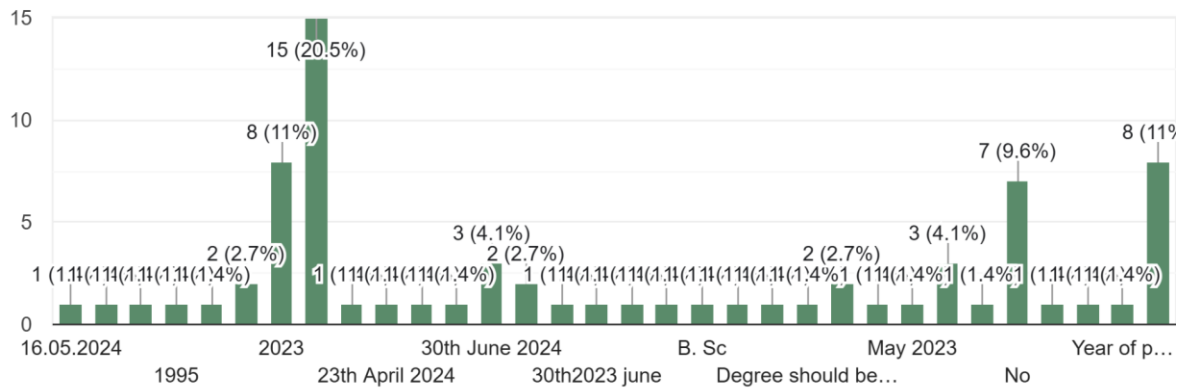
### Medium

73 responses



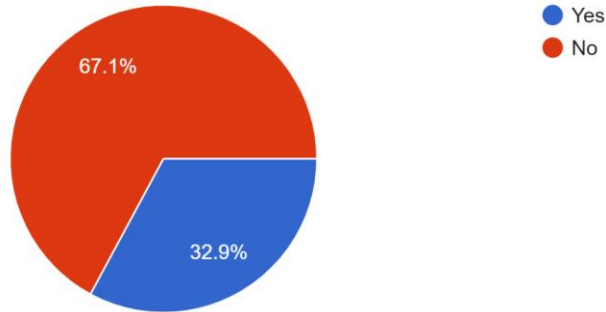
### Year of Passing out (Degree should be completed before 30th June 2022)

73 responses



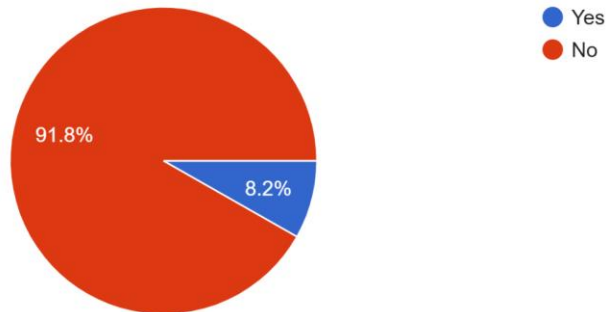
### Are you presently working in any organisation ?

73 responses



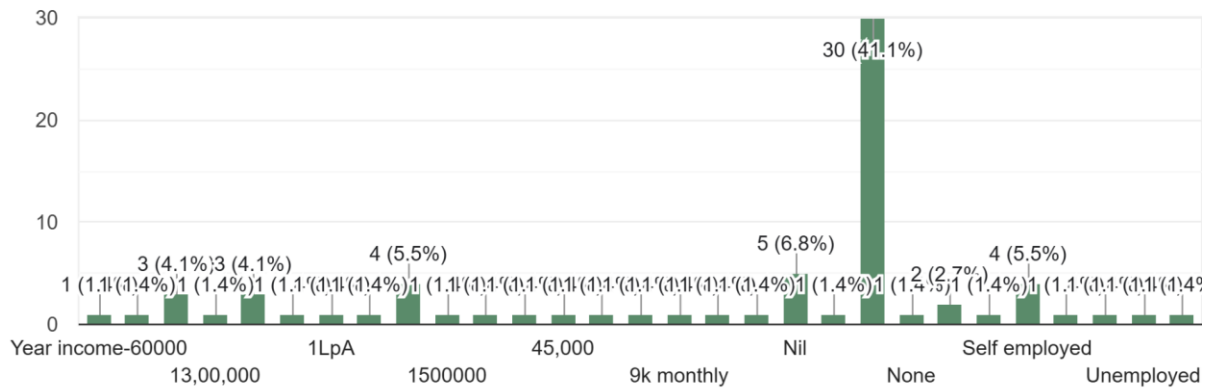
### Are you self employed ?

73 responses



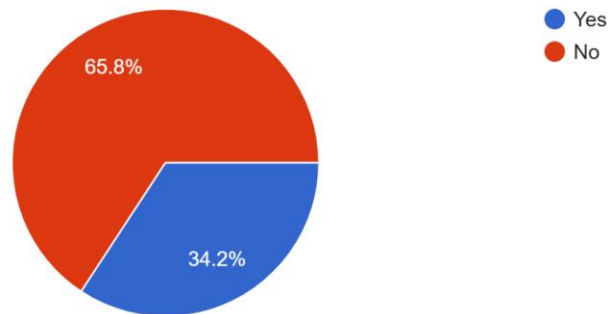
### Approximate income whether you are salaried/ self employed

73 responses



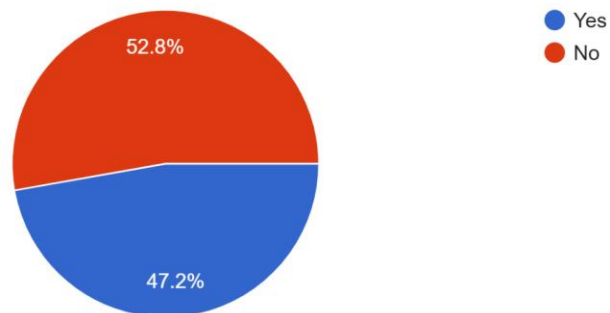
Are you presently continuing your higher studies

73 responses



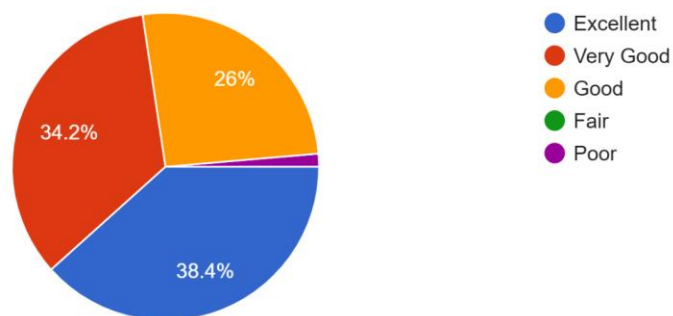
Are you presently preparing for any competitive examination/s

72 responses



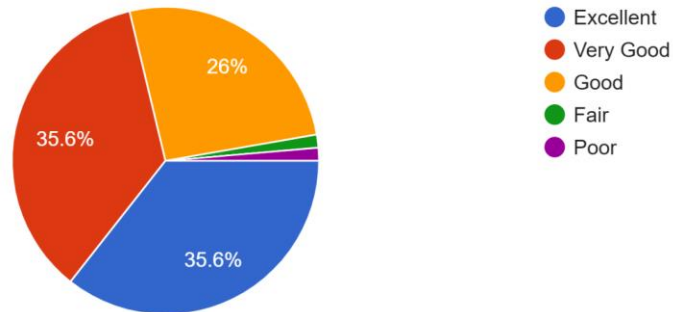
1 How would you rate the curriculum prescribed for your degree during your term in the college?

73 responses



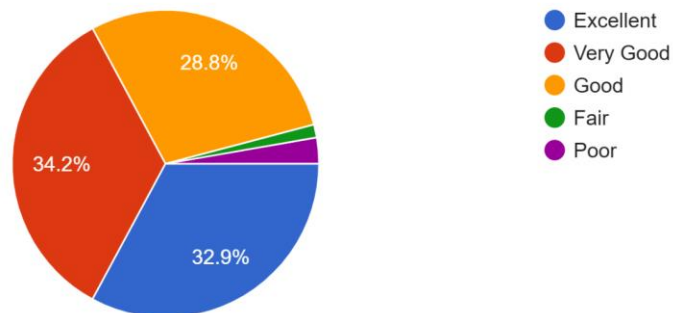
## 2 How would you rate the quality of education imparted in the college?

73 responses



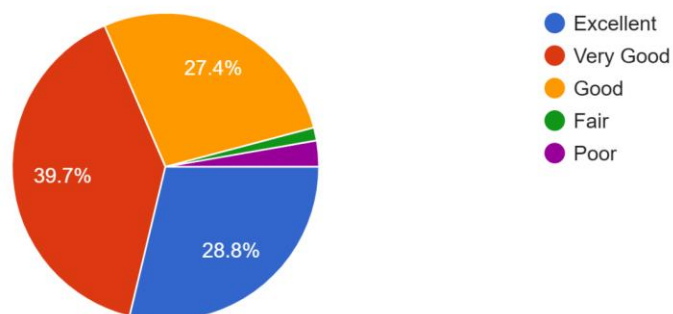
## 3 How would you rate the course content delivery ?

73 responses



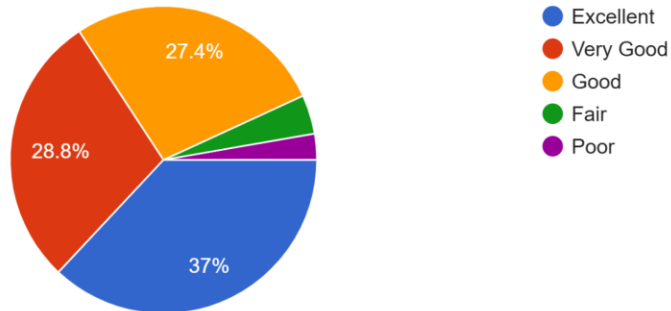
## 4 How would you rate the course curriculum for fulfilling your expectations?

73 responses



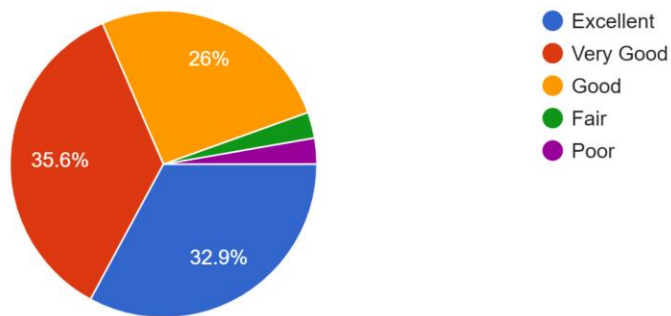
5 How do you rate the academic initiatives taken by the college to bridge the gap between industry & academia

73 responses



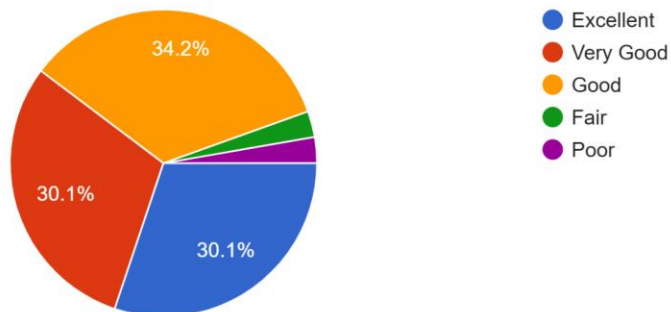
6 How would you rate any new skills learnt in the due course of your study (Other than syllabus)

73 responses

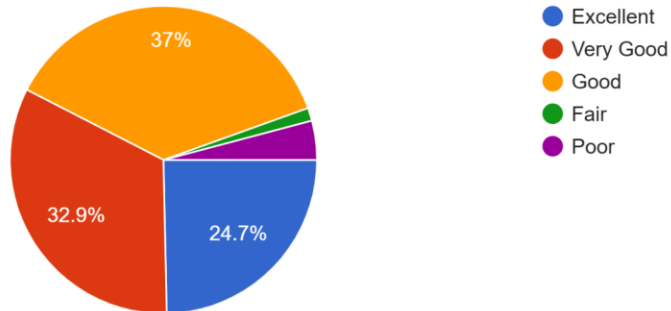


7 How do you rate the relevance of your degree to your present job?

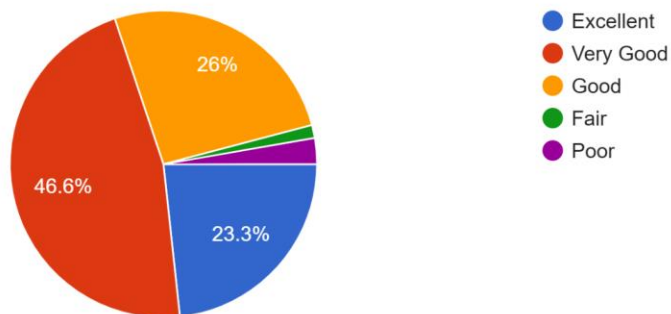
73 responses



8 How would you rate the following academic initiatives taken by the college to improve your competence as student? Innovative Teaching-Learni..., Webinars, Workshops, Projects, Study Tours, etc  
73 responses



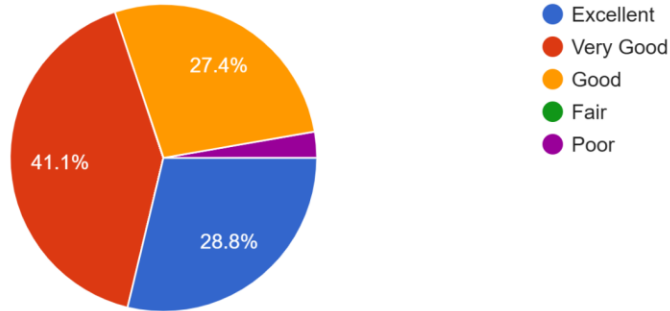
9 How do you rate development activities organized by the college for your overall development?  
73 responses





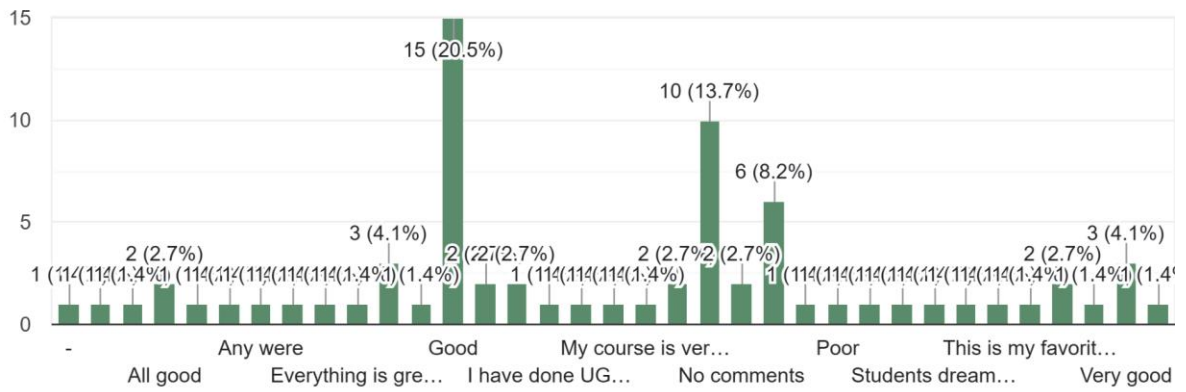
10 How would you rate the motivation created by the syllabus to pursue post graduation / research in the particular topic?

73 responses



Comments and Suggestions if any

73 responses



## **FINDINGS AND CONCLUSION**

### **ALUMNI FEEDBACK SURVEY ANALYSIS REPORT (2023- 2024)**

The feedback process is effectively used as a mechanism to identify the following:

1. The effectiveness of key areas should be retained and enhanced.
2. The opportunities for continuous improvement.

These generally revealed that Alumni were highly satisfied with their study experiences in this sesquicentennial institution of Tamil Nadu.

### **STRENGTHS OF THE INSTITUTION**

The following are the thrust areas of improvement as revealed by the feedback. Even though the percentage of alumni who say that some areas are to be improved, we perceive this as potential areas for continuous improvement.

- Though 97.2% percent of alumni are satisfied with Quality of education, 3.8% have neutral opinions.
- Around 95.9% of the alumni students are satisfied with the course curriculum for fulfilling their expectations.
- 95.9% of the alumni were accept the course content delivery is very excellent.
- 90.6% of the alumni appreciate the curriculum prescribed for their degree and 9.4% have neutral opinions.
- 95.9% of the alumni felt that the level of opportunities provided by the institution to develop employability internship, student exchanges, field visits / projects and entrepreneurship skills are excellent, 9% of the alumni have neutral opinions.
- 94.5%. and 94.4% of the alumnus were satisfied that the college provides the extra courses other than syllabus and relevant to present jobs are very good.
- College conducted the seminar/webinar, workshop and project studies are very good given by 94.6% of alumni.
- 97.3% of the alumni felt that the motivation to pursue PG is good
- Around 93.2% of alumni felt that the college creates the bridge to industry and academia.

From this exclusive survey, above 94.95% of the alumni have responded that they were highly satisfied with the services rendered by the College. With the implementation of the

improvement actions identified in this survey, we will be expecting better results in the next Academic year 2023-2024.